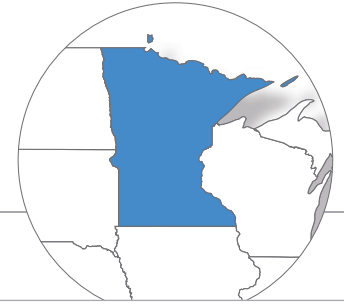


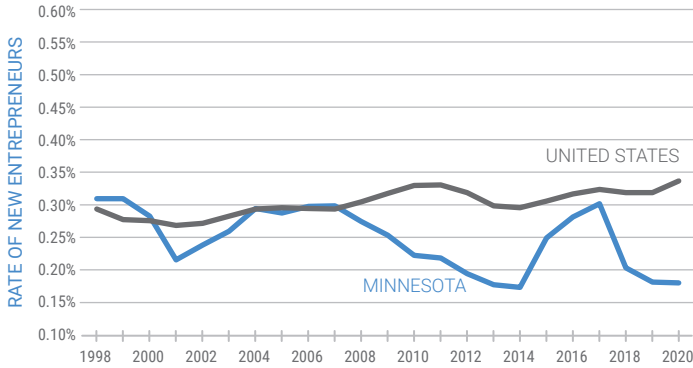
ENTREPRENEURSHIP IN 2020: MINNESOTA SNAPSHOT



Entrepreneurship is important for job creation, innovation, and the economy. This brief provides a snapshot of various indicators related to early-stage entrepreneurial activity in Minnesota.

How many people are becoming entrepreneurs?

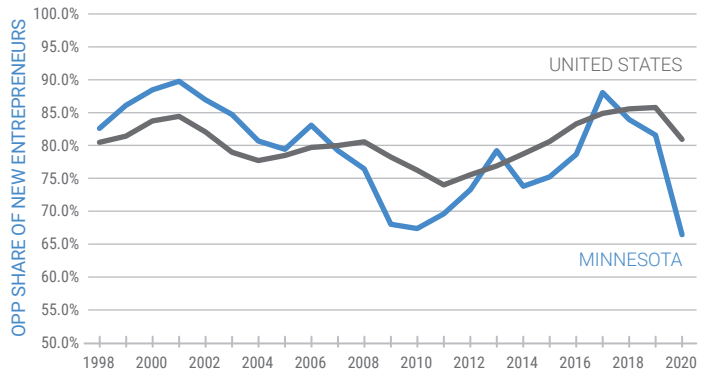
Since 2008, the rate of new entrepreneurs in Minnesota has been below the national rate.



In Minnesota, the rate of new entrepreneurs in 2020 was 0.18%, meaning that **1.8 out of every 1,000 adults became new entrepreneurs, on average, in a given month**. This compares to 0.34% nationally.

How many new entrepreneurs created their business out of opportunity?

Since 2018, the opportunity share of new entrepreneurs was lower in Minnesota compared to the rest of the nation.

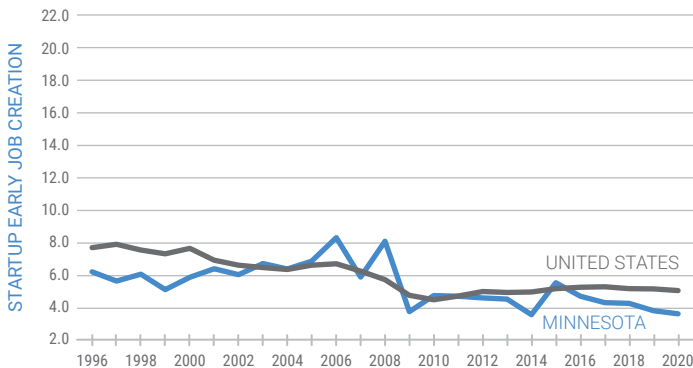


The opportunity share of new entrepreneurs was **66.5% in Minnesota in 2020**, compared to 80.9% nationally.



How many jobs are created by new businesses?

In recent years, the number of jobs created by startups in Minnesota has been below the national level.



There were **3.6 jobs created by startups per 1,000 people in Minnesota in 2020**, compared to 5.0 jobs created by startups at the national level.

How many businesses survive their first year?

The share of startups that survive at least one year has been higher in Minnesota compared to the national level for the past two years.



In 2020, **80.1% of startups in Minnesota survived at least one year**, compared to 78.1% of startups at the national level.

ABOUT THE DATA: Each of the indicators presented above come from the Kauffman Early-Stage Entrepreneurship Indicators. The rate of new entrepreneurs and the opportunity share of new entrepreneurs are calculated using 3-year moving averages. Startup early job creation and startup early survival rates are based on data from March 2020, and do not reflect the full effects of the pandemic. To learn more about trends in entrepreneurship in Minnesota, as well as the rest of the United States, visit indicators.kauffman.org

This is a publication of the Ewing Marion Kauffman Foundation utilizing content and data from multiple sources and external contributors. Every effort has been made to verify the accuracy of the information contained herein and is believed to be correct as of the publication date. Nonetheless, this material is for informational purposes, and you are solely responsible for validating the applicability and accuracy of the information in any use you make of it.

